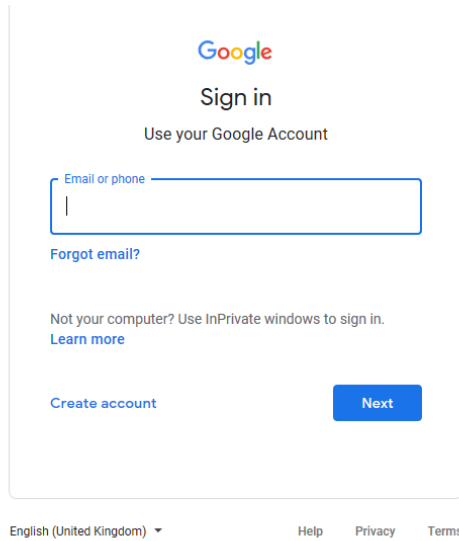



## Google Drive: A step by step guide for parents and carers

1. In order to access Google Drive, Google Classroom, Mathletics and TimesTable Rockstars, please follow this link or type into your internet browser:


<https://sites.google.com/swale.at/sbp-student/home>



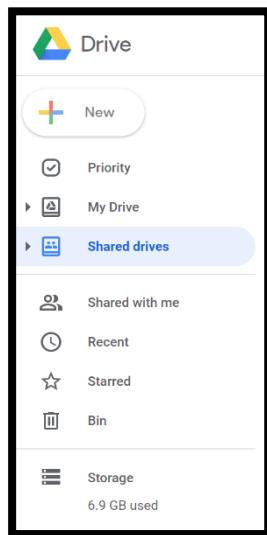
Write your child's email address in the box. Click 'Next' and then write your password in the relevant box. An example of the email would be [sbp2015.lclarke@swale.at](mailto:sbp2015.lclarke@swale.at). An example password would look something like this: SBP2233 (please note that these are **case sensitive**). Click 'Sign In'.



2. Click on **Google Drive**.
3. Click the 'x' in the top right hand corner of the pop-up (if you don't see it continue to step 4).



4. Click 'Shared drives' on the left of the screen.



5. Click on 'SBP Student Resources' to access your child's year group and remote home learning.

